

* Dimensions may vary depending on structural design and size of insulation material. All measurements in mm

70 mm SeaRox FB/FM 6020 or
 50 mm SeaRox FB/FM 6040 between stiffeners and
 30 mm SeaRox FB/FM 6050,
 35 mm SeaRox FB/FM 6040 or
 30 mm SeaRox FB/FM 6030 over the stiffeners

3 mm steel pin
 with washer

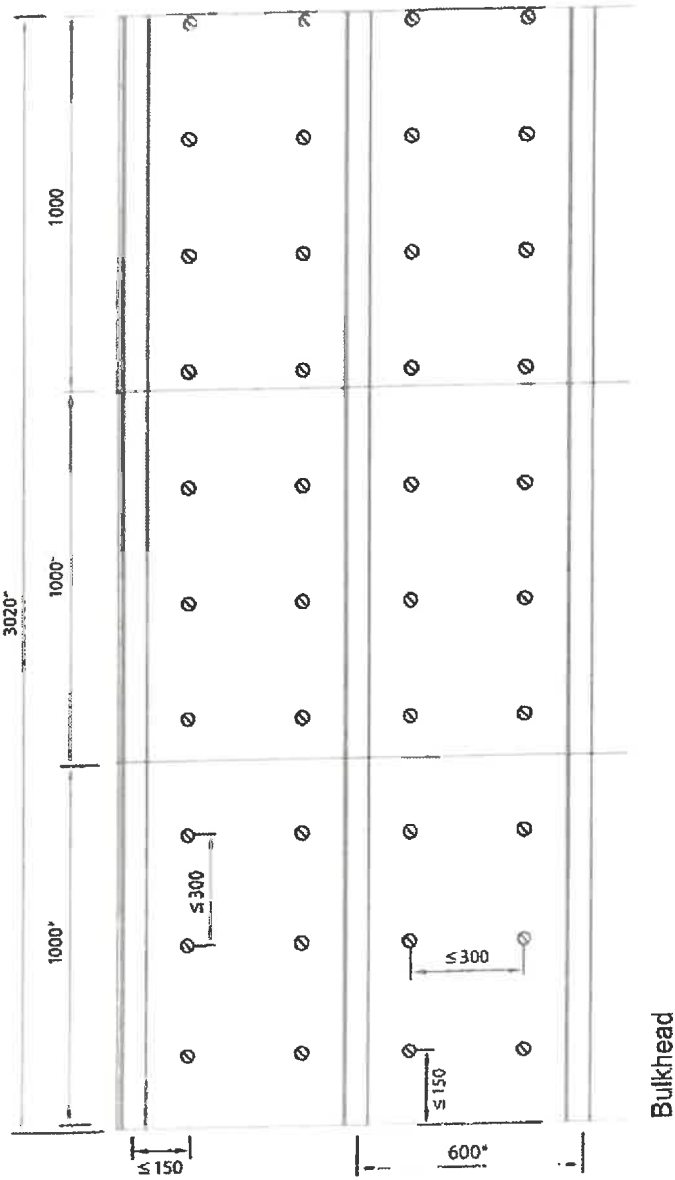
Fire side



TECHNICAL INSULATION



Subject: A-30 Steel Bulkhead:
 Plate: SeaRox FB/FM 6020 or SeaRox FB/FM 6040
 Stiffener: SeaRox FB/FM 6050, SeaRox FB/FM 6040 or
 SeaRox FB/ FM 6030



Dimensions may vary depending on structural design and size of insulation material. All measurements in mm

70 mm SeaRox FB/FM 6020 or
 50 mm SeaRox FB/FM 6040 between stiffeners and
 30 mm SeaRox FB/FM 6050,
 35 mm SeaRox FB/FM 6040 or
 30 mm SeaRox FB/FM 6030 over the stiffeners

3 mm steel pin
 with washer

Fire side

Bulkhead



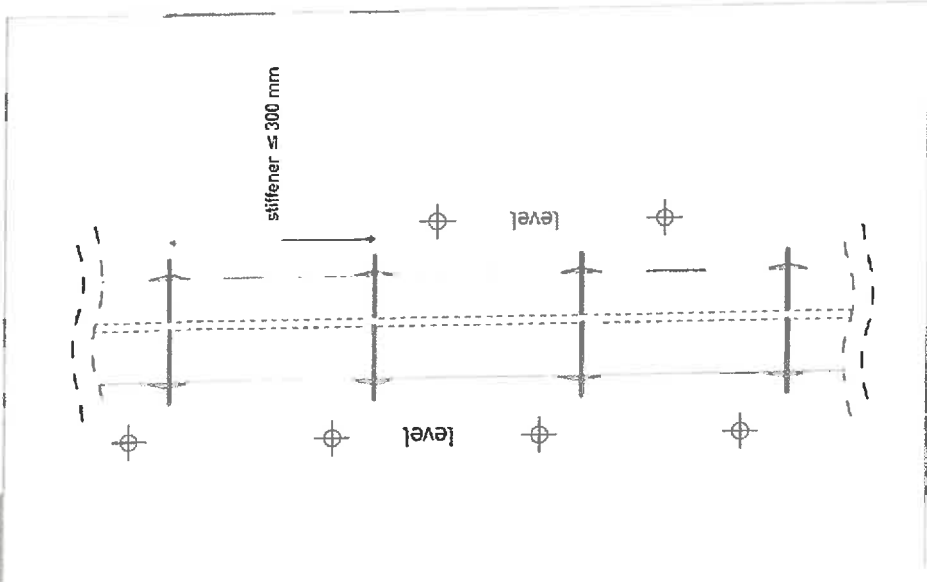
TECHNICAL INSULATION

Subject: A-30 Steel Bulkhead:
 Plate: SeaRox FB/FM 6020 or SeaRox FB/FM 6040
 Stiffener: SeaRox FB/FM 6050, SeaRox FB/FM 6040 or
 SeaRox FB/FM 6030

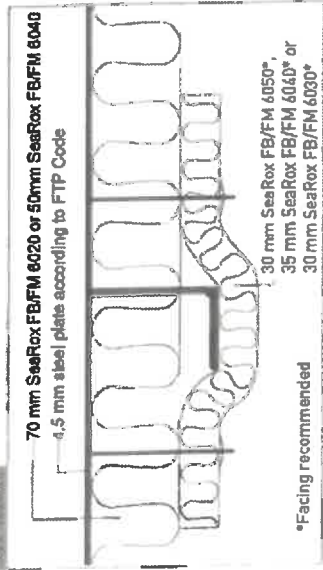


Date: 2023/07/12 Designer: DG Drawing No. 170-2 / Rev 3

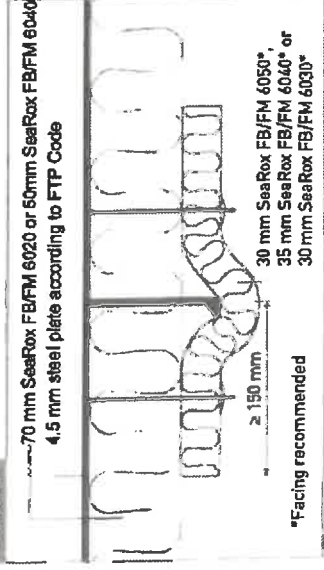
TOP VIEW



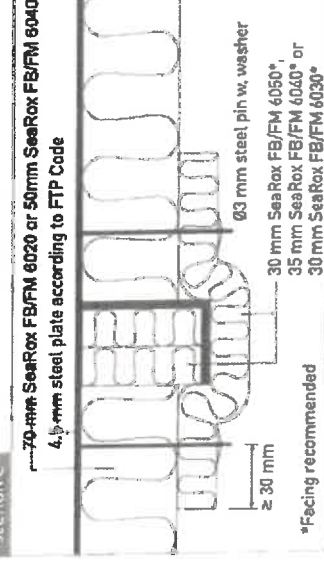
SECTION A



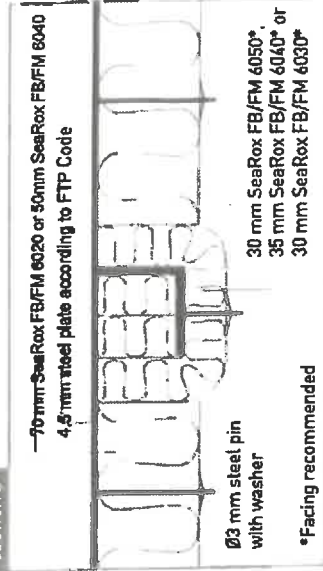
SECTION B



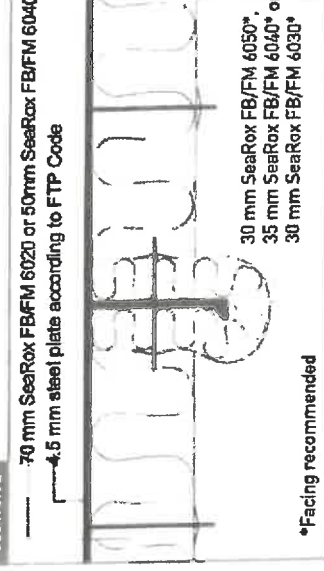
SECTION C



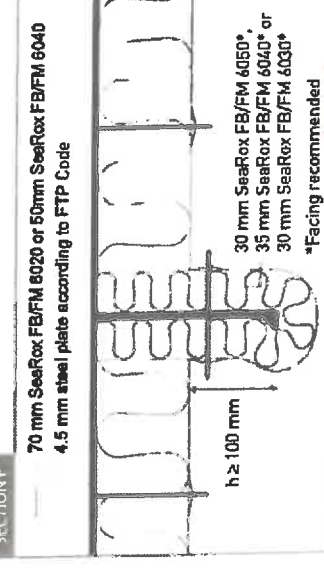
SECTION D



SECTION E



SECTION F



Subject: A-30 Steel Bulkhead:

Plate: SeaRox FB/FM 6020 or SeaRox FB/FM 6040

Stiffener: SeaRox FB/FM 6050, SeaRox FB/FM 6040 or

SeaRox FB/FM 6030



Van Der

Date: 2023/07/12

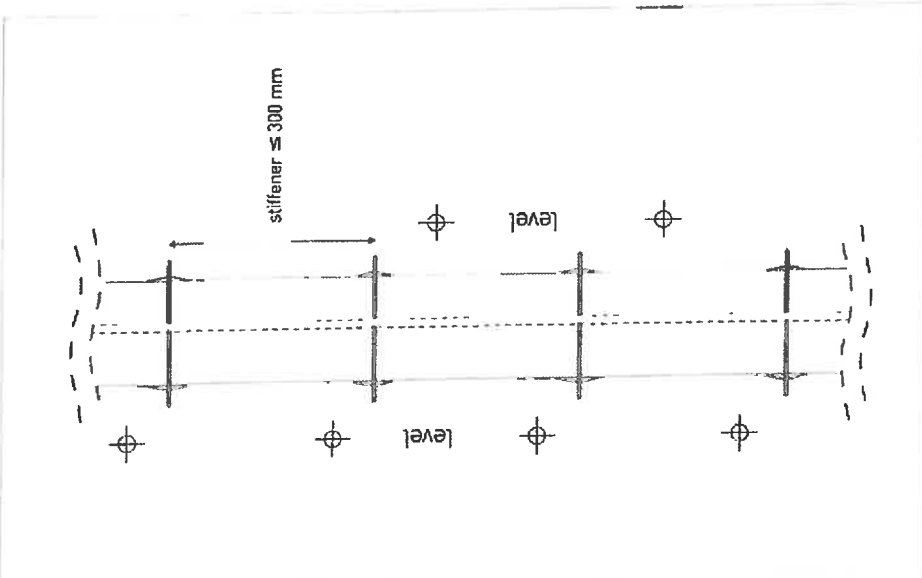
Designer: DG

Drawing No. 170-3 / Rev 3




TECHNICAL INSULATION

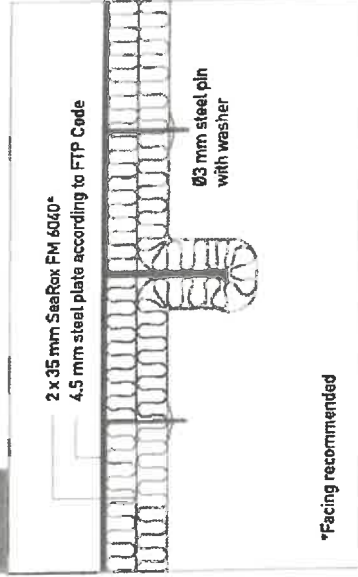
TOP VIEW



SECTION C



SECTION H



TECHNICAL INSULATION

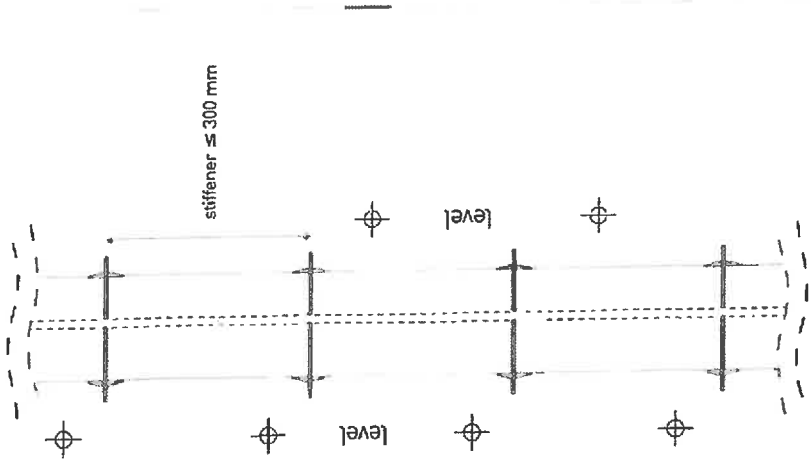
Subject: A-30 Steel Bulkhead:
Plate: SeaRox FM 6040
Stiffener: SeaRox FM 6040



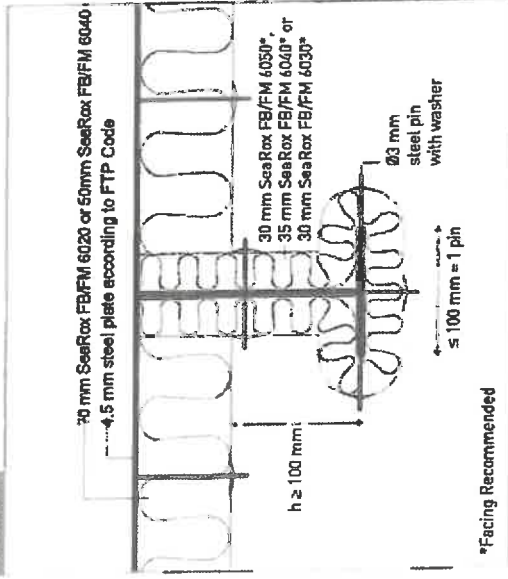
Date: 2023/07/12

Designer: DG Drawing No. 170-4 / Rev 3


TOP VIEW



SECTION I



SECTION J



TECHNICAL INSULATION



Subject: A-30 Steel Bulkhead:
Plate: SeaRox FB/FM 6020 or SeaRox FB/FM 6040
Stiffener: SeaRox FB/FM 6050, SeaRox FB/FM 6040 or SeaRox FB/FM 6030

Date: 2023/07/12 Designer: DG Drawing No. 170-5 / Rev 3